



BLACK BOOK RANKINGS 2014 SURVEY RESULTS

TOP RANKED VIRTUALIZED & NATIVE MOBILE EHR APPLICATIONS

Part One: Aggregate Black Book Survey Findings, 2014 All EHR Systems

Part Two: Vendor Usability Ratings

Part Three: Competitive Analysis Data Set of Top EHR Vendors
Product and Service Satisfaction Results

Mobile Point of Care Companions to Electronic Health Record Systems: iPhones, iPads, Smartphones & Tablets

Brown-Wilson Group annually evaluates leading healthcare/medical software and service providers across 18 operational excellence key performance indicators completely from the perspective of the client experience. Independent and unbiased from vendors' influence, Over 300,000 healthcare IT users are invited to contribute. Suppliers also encourage their clients to participate to produce current and objective customer service data for buyers, analysts, investors, consultants, competitive suppliers and the media. For more information or to order customized research results, please contact the Client Resource Center at +1 727.953.3355 or Doug.Brown@Brown-Wilson.com

© 2014 Brown-Wilson Group, Inc. All Rights Reserved.

Reproduction of this publication in any form without prior written permission is forbidden. The information contained herein has been obtained from sources believed to be reliable. Brown-Wilson Group disclaims all warranties as to the accuracy, completeness or adequacy of such information. Brown-Wilson Group shall have no liability for errors, omissions or inadequacies in the information contained herein or for interpretations thereof. The reader assumes sole responsibility for the selection of these materials to achieve its intended results. The opinions expressed herein are subject to change without notice. Brown-Wilson Group's unrivaled objectivity and credibility is perhaps your greatest assurance. At a time when alliances between major consultancies and suppliers have clouded the landscape, Brown-Wilson Group remains resolutely independent. We have no incentive to recommend specific EMR software vendors. Our only allegiance is to help you achieve the results you want with the best possible solution.

For more information, visit www.BlackBookRankings.com






Table of Contents

TABLE OF CONTENTS TOP 20 VIRTUALIZED & NATIVE IPAD EHR APPLICATIONS

PART ONE: 2014 BLACK BOOK EHR EMR E-PRESCRIBING USERS SURVEY RESULTS	6
STATE OF THE EMR EHR INDUSTRY	
AGGREGATED RESPONSE FINDINGS	7
KEY FINDINGS	7-15
SURVEY OVERVIEW	ERROR! BOOKMARK NOT DEFINED.
BLACK BOOK METHODOLOGY	17
HOW THE DATA SETS ARE COLLECTED	17
UNDERSTANDING THE STATISTICAL CONFIDENCE OF BLACK BOOK DATA	17
WHO PARTICIPATES IN THE BLACK BOOK RANKING PROCESS	18
PART TWO: AMBULATORY PRACTICE PHYSICIANS USABILITY RATINGS	19
PART THREE: TOP 20 ELECTRONIC MEDICAL RECORD/HEALTH RECORD VENDORS	22
TOP #1 EHR VENDOR OVERALL, TOP #1 EHR VENDOR BY FOUR FUNCTIONAL SUBSETS	23
TOP 20 ELECTRONIC HEALTH AND MEDICAL RECORD VENDORS, RANKED LIST 1 THROUGH 20	24
SCORING KEY	25
OVERALL KPI LEADERS	30
SUMMARY OF CRITERIA OUTCOMES	31
TOP SCORE PER INDIVIDUAL CRITERIA	32
INDIVIDUAL KEY PERFORMANCE	33-51
TABLE OF FIGURES	
Figure 1: Comprehensive EMR vendors defined	25
Figure 2: Key to raw scores	26
Figure 3: Color-coded stop light dashboard scoring key	27
Figure 4: Raw score compilation and scale of reference	28
Figure 5: Scoring key	29




Table of Contents

TABLE OF AGGREGATED FINDINGS

<i>Figure 1:</i>	<i>Total Survey Response Rate</i>	<i>7</i>
<i>Figure 2:</i>	<i>Implementation Rate of Basic EMR and Fully Functional EHR</i>	<i>7</i>
<i>Figure 3:</i>	<i>2014 Survey Response Rate by OrganizationType</i>	<i>8</i>
<i>Figure 4:</i>	<i>Implementation Rate by Practice Size</i>	<i>9</i>
<i>Figure 5:</i>	<i>Project IT Budget Spend Changes</i>	<i>9</i>
<i>Figure 6:</i>	<i>Areas of Projected Largest Healthcare IT Spend by Project Type</i>	<i>9</i>
<i>Figure 7:</i>	<i>EMR Implementation Rate by US State</i>	<i>10</i>
<i>Figure 8:</i>	<i>Top Indicated EMR Selection Criteria</i>	<i>11</i>
<i>Figure 9:</i>	<i>Buyer Awareness of Vendors</i>	<i>11</i>
<i>Figure 10:</i>	<i>Buyer Awareness of Government Meaningful Use I & II Standards Q4 2012</i>	<i>11</i>
<i>Figure 11:</i>	<i>EMR Adoption Rate by Specialty</i>	<i>12</i>
<i>Figure 12:</i>	<i>EHR Adoption by Practice Size, Setting, Location and Region</i>	<i>26</i>
<i>Figure 13:</i>	<i>Meaningful User Achievement by Practice Size, Setting, Location, Region</i>	<i>14</i>
<i>Figure 14:</i>	<i>Estimated Meaningful Use Achievement with Current IT Strategy</i>	<i>15</i>





Table of Contents

TABLE OF TABLES

<i>Table 1: Top 20 EMR EHR Vendors 2014 TOP 20 VIRTUALIZED IPAD EHR APPLICATIONS</i>	33
<i>Table 2: Summary of criteria outcomes</i>	30
<i>Table 3: Top score per individual criteria</i>	31
<i>Tables of Individual Key Performance Indicator, Top Ten Highest Mean by KPI (Table 4, Summary)</i>	33-57
<i>Table 5: Vendor overall preference/vertical industry recommendations</i>	
<i>Table 6: Innovation, MU3+ Advancements</i>	
<i>Table 7: Training</i>	
<i>Table 8: Client relationships and cultural fit</i>	
<i>Table 9: Trust, Accountability and Transparency</i>	
<i>Table 10: Breadth of offerings, client types, delivery excellence</i>	
<i>Table 11: Deployment and outsourcing implementation</i>	
<i>Table 12: Customization</i>	
<i>Table 13: Integrations, Connectivity and interfaces</i>	
<i>Table 14: Scalability, client adaptability, flexible pricing</i>	
<i>Table 15: Compensation and employee performance</i>	
<i>Table 16: Reliability</i>	
<i>Table 17: Brand image and marketing communications</i>	
<i>Table 18: Marginal value adds</i>	
<i>Table 19: Corporate Viability and Management Stability</i>	
<i>Table 20: Data security and backup services</i>	
<i>Table 21: Support and customer care</i>	
<i>Table 22: Best of breed technology and process improvement</i>	



PART ONE: COMPREHENSIVE BLACK BOOK SURVEY FINDINGS, AGGREGATE RESPONSES

STATE OF THE EMR EHR INDUSTRY 2014

The U.S. is one of the most developed healthcare markets globally. The annual healthcare spending of the country reached around US\$ 2.9 Trillion in 2011, which is expected to soar to US\$ 3.5 Trillion by 2015. This growth was attributed to the increasing usage of patent drugs, high administrative costs, and expensive hospital care. The enormous healthcare costs, which are expected to increase in the future, will pressurize the government to cut budget funding from other important segments. To gradually reduce this massive economic burden and to revitalize the prompt healthcare services, a flurry of regulatory acts has been passed. e-Health being the most prominent source of cost containment is being targeted by both public as well as private sector entities which help industry to grow manifold in last few years.

The e-Health market has evolved as one of the fastest growing U.S. industries and remained almost immune even in the tough post-recessionary scenarios. A number of federal policies and acts worked as catalysts for market growth and are expected to drive market developments also. The e-Health adoption and its will open widespread market opportunities for the healthcare sector, which is poised to grow at a CAGR of around 15% during 2012-2017. The 2009 economic stimulus set aside \$27.4 billion to jump-start the switch to electronic records. The law offers doctors up to \$63,750 over five years to help pay for the change if physicians can prove they're making meaningful use of the systems by scanning records and submitting prescriptions electronically.

180,000 of the roughly 530,000 eligible Medicare and Medicaid providers—hospitals, clinics, and private practices—had registered to participate in the government stimulus program, with about 47,000 receiving initial payments for demonstrating meaningful use of digital records, government figures show. Spending on electronic systems by health providers could grow 88 percent to \$37 billion by 2015

The EMR, EHR, Practice management, e-prescribing, and telehealthcare sectors will witness strong growth due to technological advancements that will make treatment and diagnosis simpler. Additionally, individuals belonging to the young population are tech savvy and appreciate IT adoption in healthcare offerings. This population segment spends more on e-health and m-health applications and the trend is expected to remain applicable in the coming years also.

Spending on electronic medical records may jump 80 percent by 2015, but adoption is being slowed by confusion over technologies. Many doctors who have made the shift to the new systems aren't tapping their full power. Only a fraction of physicians use their software to exchange information with other providers because of difficulties transmitting data.

Tech investors and entrepreneurs are jumping into the saturated EMR marketplace. About 1100 companies have started up, more than doubling the number of vendors in four years. That surge has many in the industry concerned that consolidation is inevitable. Some vendors may try to stay afloat without consolidating by selling doctors add-ons such as practice management, voice recognition and other services and products.

National data for 2013 indicates that 80% of office-based physicians were using some portion of e-Health technology/ electronic medical record (EMR)/electronic health record (EHR) system. However, only 34.8% of physicians are using a fully functional EHR system. Fully functional EHR System capabilities include electronic charts, test ordering and reports management, e-prescriptions, consultation referrals and reports, limited clinical decision support, limited disease management support and some quality reports.



Part One: Aggregate Black Book EMR EHR Survey Findings 2014


FINDING 1: TOTAL SURVEY RESPONSE RATE 2013-2014

Survey Conducted in Q3 of previous calendar year	Validated Survey Responses by EMR EHR In Use or Under Implementation	Validated Survey Responses by Physician Practices Not Yet Purchased EMR EHR
2014	22,059	10,727
2013	16,623	26,991
2012	12,075	68,118
2011	4,506	21,493
2010	787	3,555

FINDING 2: IMPLEMENTATIONS OF BASIC EMR AND FULLY FUNCTIONAL EHR 2006 -2012

IMPLEMENTED EMR	2006	2009	2009	2012	2012	2014	2014
	Basic EMR	Basic EMR	Fully Functional EHR	Basic EMR	Fully Functional EHR	Basic EMR	Fully Functional EHR
National Office-Based Practices	29.0%	44.5%	6.3%	71.3%	29.2%	81.6%	50.7%
National Hospital, Academic and Institutional Based Practices	42.8%	66.0%	32.1%	90.2%	69.5%	99.3%	84.1%

Source: Black Book Rankings



Part One: Aggregate Black Book EMR EHR Survey Findings 2014

A Basic EHR System is defined* as including all of the following functional components: patient demographics, patient problem lists, electronic medication lists, clinical notes and documentation, order entry management of prescriptions, and viewing capability of laboratory and imaging results (reports). A Fully Functional EHR System is defined as including the basic system functionalities as clinical notes and documentation of the medical history and follow-up, ordering of laboratory and radiology tests, electronic transmission of prescriptions and orders, and electronic return of images. Fully functional also includes clinical decision support with warnings of drug interactions or contraindications, highlighting of out-of-range test levels and reminders regarding guideline-based interventions or screening.

FINDING 3: EMR EHR SURVEY RESPONSE RATES BY PRACTICE/ORGANIZATION TYPE, VALIDATED SYSTEM USERS

2014 SURVEY RESPONDENT IDENTIFICATION	NUMBER OF RESPONSES VALIDATED	PERCENT OF TOTAL RESPONSES
Physician/Clinician Name	7,512	34%
Clinic/Practice Name	6,397	29%
Public Clinic	445	2%
Health System Clinic	1,102	5%
Academic Hospital and Medical Centers over 250 Beds	1,985	9%
Community Hospitals	1,980	9%
Small Hospitals under 100 Beds	2,206	10%
Ambulatory Surgery Centers	432	2%
TOTAL	22,059	100%

Source: Black Book Rankings



Part One: Aggregate Black Book EMR EHR Survey Findings 2014

FINDING 4: EHR ADOPTION RATE BY PRACTICE SIZE

PRACTICE SIZE	ADOPTION/IMPLEMENTATION RATE
50+ PHYSICIAN GROUPS	98.2%
20-49	91.7%
10-19	88.7%
2-9	65.9%
1 (SOLO PRACTICES)	58.3%
OVERALL	79.7%

Source: Black Book Rankings

FINDING 5: CHANGES IN IT ORGANIZATION SPEND ANTICIPATED IN NEXT 24 MONTHS

HEALTHCARE DELIVERY ORGANIZATIONS SPEND FOR IT	2014	PROJECTING 2015
SPEND INCREASING 10+% FOR ALL IT	67%	92%
SPEND DECREASING 10+% FOR ALL IT	5%	3%

FINDING 6: ANTICIPATED LARGEST BUDGET IT PROJECT INCREASES NEXT 24 MONTHS

SELECT FOUR BIGGEST INCREASES FOR IT SPEND IN 2014-2015	CIO/CMO SELECTING IN FOUR TOP PROJECTS
ELECTRONIC HEALTH RECORDS	98%
CLINICAL DECISION SUPPORT/POPULATION HEALTH	92%
HEALTH INFORMATION EXCHANGE	86%
IT OUTSOURCING	80%
WEB STORAGE, CLOUD, DIGITAL IMAGING	71%
ACCOUNTABLE CARE	70%
SECURITY SYSTEMS	43%
HARDWARE & INFRASTRUCTURE	12%




Part One: Aggregate Black Book EMR EHR Survey Findings 2014

FINDING 7: FULLY FUNCTIONAL EMR-EHR IMPLEMENTATION RATE BY STATE

STATE	Percent Utilizing Complex or Fully Functional EMR-EHR
IOWA	39.5%
MASSACHUSETTS	36.9%
RHODE ISLAND	36.0%
OREGON	32.4%
MINNESOTA	32.1%
DELAWARE	31.8%
MICHIGAN	31.5%
MISSOURI	31.3%
IDAHO	30.1%
PENNSYLVANIA	30.0%
MAINE	29.7%
SOUTH DAKOTA	27.7%
NEVADA	26.4%
NORTH CAROLINA	24.4%
ILLINOIS	22.7%
MISSISSIPPI	21.6%
KANSAS	21.3%
INDIANA	20.0%
WASHINGTON	19.9%
MONTANA	19.7%
OKLAHOMA	19.0%
FLORIDA	17.2%
TENNESSEE	16.8%
ARIZONA	16.2%
COLORADO	16.0%
ALABAMA	15.9%
VERMONT	15.8%
OHO	15.7%
GEORGIA	13.1%
NEW JERSEY	13.1%

KENTUCKY	12.8%
HAWAII	12.6%
CALIFORNIA	12.6%
LOUISIANA	12.6%
TEXAS	12.5%
VIRGINIA	12.4%
CONNECTICUT	12.2%
ALASKA	11.1%
WYOMING	11.0%
NEW YORK	11.0%
NEW HAMPSHIRE	10.4%
MARYLAND	10.2%
WISCONSIN	10.0%
NEBRASKA	8.9%
UTAH	8.8%
SOUTH CAROLINA	7.7%
NEW MEXICO	7.3%
WEST VIRGINIA	7.0%
NORTH DAKOTA	4.4%
AVERAGE	29.2%

Source: Black Book Rankings



Part One: Aggregate Black Book EMR EHR Survey Findings 2014

FINDING 8: TOP SINGLE CRITERIA FOR SELECTING EHR

TOP DECISION CRITERIA FOR PENDING EMR EHR SELECTION	PERCENT SELECTING THIS CRITERIA
SYSTEM & IMPLEMENTATION COSTS	43.2%
CONNECTIVITY OR MEANINGFUL USE ACHIEVEMENT	51.6%
NO IDEA	6.2%

FINDING 9: AWARENESS OF DIFFERENT EHR VENDORS IN MARKETPLACE

PHYSICIAN PRACTICE SETTING AWARENESS/KNOWLEDGE OF EMR EHR VENDORS BEFORE SELECTION PROCESS	PERCENT AWARE OF VENDORS
KNEW OF NO VENDORS	8.3%
KNEW OF AT LEAST ONE VENDOR	78.9%
KNEW MORE THAN ONE VENDOR	67.5%

FINDING 10: AWARENESS OF MEANINGFUL USE

KNOWLEDGE OF GOVERNMENT'S EHR STANDARDS, STIMULUS AND REIMBURSEMENT RELATED PROCESSES, MEANINGFUL USE	PERCENT UNDERSTANDING OF GOVERNMENT PROGRAMS
VERY KNOWLEDGEABLE	22.5%
BASIC UNDERSTANDING	70.4%
VERY UNAWARE/NO UNDERSTANDING	7.1%




Part One: Aggregate Black Book EMR EHR Survey Findings 2014

FINDING 11: EHR ADOPTION/IMPLEMENTATION RATE BY SPECIALTY

SPECIALTY	TOTAL ACTIVE PHYSICIANS	(NON RESEARCH/ NON TEACHING) PATIENT CARE PHYSICIANS	EST IMPLEMENTING BASIC EHR	PERCENT OF SAMPLE IMPLEMENTING EHR
Radiology	27562	25002	20977	84%
Emergency Medicine	30742	27981	23308	83%
Pediatrics	54061	48111	38393	80%
Neurology	12630	10597	8202	77%
Family Medicine/General Practice	103315	95627	67130	70%
Plastic Surgery	6671	6307	4314	68%
Gastroenterology	12086	10998	7446	68%
Obstetrics & Gynecology	39689	36827	24858	68%
Ophthalmology	17846	16616	10883	66%
Urology	9916	9308	5818	63%
Otolaryngology	9220	8711	5227	60%
Physical Medicine & Rehab	8084	7168	4279	60%
Psychiatry	39371	33955	19864	59%
Neurosurgery	4921	4480	2527	56%
Internal Medicine	104904	91457	50850	56%
Allergy & Immunology	4222	3594	1955	54%
Infectious Disease	6424	4567	2297	50%
Geriatric Medicine	3769	2995	1396	47%
General Surgery	26769	22852	10398	46%
Hematology & Oncology	11802	9584	4198	44%
Dermatology	10390	9799	3714	38%
Nephrology	7550	6359	2308	36%
Cardiovascular Disease	21511	19476	6135	32%
Rheumatology	4568	3763	1095	29%
Orthopedic Surgery	20323	18912	5447	29%
Child Adolescent Psychiatry	7312	6318	1542	24%
Vascular Surgery	2610	2393	584	24%
Endocrinology	5448	4112	901	22%
Pulmonary Medicine	11567	9829	2044	21%
Thoracic Surgery	4820	4388	908	21%
ALL PHYSICIANS	765788	678336	345952	51%

Source: Black Book Rankings



Part One: Aggregate Black Book EMR EHR Survey Findings 2014

FINDING 12: MODULE ADOPTION RATES BY PRACTICE SIZE, LOCATION, REGION

	2008	2013	2008	2012	2008	2014
	Basic EHR	Basic EHR	EHR+PM+ERX	EHR+PM+ERX	No EMR	No EMR
Primary Care	15%	81%	6%	30%	80%	6%
SIZE						
Solo Practice	8%	61%	2%	19%	85%	20%
2-5 Physicians	11%	72%	4%	35%	84%	7%
6-25 Physicians	17%	89%	6%	42%	77%	2%
26-99 Physicians	22%	98%	8%	60%	69%	2%
100+ Physicians	35%	99%	18%	72%	52%	0%
SETTING						
Hospital and Academic Med Ctr Practices	16%	75%	6%	53%	82%	3%
Office Practices	12%	59%	5%	20%	85%	17%
LOCATION						
Urban	13%	72%	4%	37%	80%	14%
Rural	6%	16%	2%	19%	89%	28%
REGION						
Northeast	11%	62%	4%	26%	86%	11%
Midwest	13%	68%	4%	29%	83%	10%
South	12%	55%	5%	29%	84%	18%
West	16%	80%	6%	30%	76%	9%



Part One: Aggregate Black Book EMR EHR
Survey Findings 2014

FINDING 13: ESTIMATING ACHIEVEMENT OF MEANINGFUL USE I BY PRACTICE SIZE, LOCATION, SETTING

	2011	2012	2013	2014	2015
Primary Care	3%	27%	76%	82%	84%
SIZE					
Solo Practice	1%	13%	20%	31%	45%
2-5 Physicians	5%	19%	34%	49%	74%
6-25 Physicians	7%	45%	66%	89%	97%
26-99 Physicians	12%	37%	77%	80%	82%
100+ Physicians	25%	71%	88%	91%	91%
SETTING					
Hospital and Academic Med Ctr Practices	10%	24%	70%	91%	99%
Office Practices	2%	26%	68%	83%	90%
LOCATION					
Urban	9%	42%	63%	71%	94%
Rural	1%	11%	32%	54%	72%
REGION					
Northeast	5%	24%	65%	83%	96%
Midwest	9%	32%	77%	90%	99%
South	4%	14%	46%	88%	91%
West	3%	10%	39%	57%	80%



Part One: Aggregate Black Book EMR EHR Survey Findings 2014

FINDING 14: ESTIMATING ACHIEVEMENT OF MEANINGFUL USE WITH CURRENT IT STRATEGY

	STAGE 1 MU	STAGE 2 MU	STAGE 3 MU
Primary Care	93%	66%	13%
SIZE			
Solo Practice	75%	44%	6%
2-5 Physicians	85%	43%	18%
6-25 Physicians	88%	50%	21%
26-99 Physicians	93%	72%	30%
100+ Physicians	97%	81%	54%
SETTING			
Hospital and Academic Med Ctr Practices	95%	83%	56%
Office Practices	77%	67%	22%
LOCATION			
Urban	83%	51%	13%
Rural	56%	52%	7%
REGION			
Northeast	77%	52%	14%
Midwest	72%	50%	10%
South	81%	34%	18%
West	64%	38%	10%



Black Book Methodology

SUMMARY

SURVEY OVERVIEW

In Q2 through Q4 2012, the Black Book Rankings' electronic medical record, electronic health record, e-Prescribing, Practice Management and e-Health client/user survey investigated over 485 EMR vendors utilized by 22,059 validated EMR users nationwide for rankings and an additional 10,727 respondents in pre-use, implementation, system decision-making or purchased but not yet installed status.

In the subset of data applicable to mobile EHR application users, represent approximately 11% of all respondents.

Black Book crowdsources poll participants from over 4,000 hospitals, 39,000 physician practices, hospital systems, chains and corporations, surgical centers, long term care, alternative care settings, and insures each year. Members of professional organizations and subscribers to industry journals are included in surveying when applicable to the outcomes. Additionally, social media resources are utilized in promoting Black Book surveys and additional incremental responses. Electronic, online, regular mail and telephone survey methods are employed during the respective survey periods.

KEY SATISFACTION FINDINGS

Key finding: most important customer satisfaction KPIs

Customization, interfaces, reliability and deployment are the most important attributes influencing EMR client companies' satisfaction with their EMR vendors for general electronic health record systems users.

Mobile EHR application buyers most frequently sought billing and revenue management solutions, coding and results review modules.

Key finding: Office EMR vendor satisfaction is highest among larger physician groups, Hospital based (employed doctors) are most satisfied with their mobile EHR applications.

Clients with more than 25 physicians in a single setting are significantly more satisfied with their general office EMR than are single and small group practice (2-5, 6-25 physician group) clients. Strong satisfaction in the larger practice segment surged to 85.9% in 2012, while small and single practices maintained a lesser overall EMR satisfaction in 70.4% of users.

Primary care physicians, hospital based practices and mid-sized group clinics/practices were most satisfied with their mobile EHR applications, 87% confirm collectively having a positive user experience with the product they utilized.

Surgeons, independent practices (non-networked) and solo physicians expressed the lowest overall satisfaction with their mobile EHR tools, collectively only 28% confirm consistently positive experiences.



Black Book Methodology

BLACK BOOK METHODOLOGY

HOW THE DATA SETS ARE COLLECTED

Black Book collects ballot results on 18 performance areas of operational excellence to rank vendors by electronic medical and health record product lines. The gathered data are subjected immediately to an internal and external audit to verify completeness and accuracy and to make sure the respondent is valid while ensuring that the anonymity of the client company is maintained. During the audit, each data set is reviewed by a Brown-Wilson executive and at least two other people. In this way, Black Book's clients are able to clearly see how a vendor is truly performing. The 18 criteria on operational excellence are subdivided by the client's industry, market size, geography and function outsourced and reported accordingly.

Situational and market studies are conducted on areas of high interest such as e-Prescribing, Health Information Exchange, Accountable Care organization, hospital software, services providers, educational providers in e-health, benchmarkers and advisors. These specific survey areas range from four to 20 questions or criteria each.

UNDERSTANDING THE STATISTICAL CONFIDENCE OF BLACK BOOK DATA

Statistical confidence for each performance rating is based upon the number of organizations scoring the electronic medical and health records service. Black Book identifies data confidence by one of several means:

- Top-10-ranked vendors must have a minimum of ten unique clients represented. Broad categories require a minimum of 20 unique client ballots. Data that are asterisked (*) represent a sample size below required limits and are intended to be used for tracking purposes only, not ranking purposes. Performance data for an asterisked vendor's services can vary widely until a larger sample size is achieved. The margin of error can be very large and the reader is responsible for considering the possible current and future variation (margin of error) in the Black Book performance score reported.
- Vendors with over 20 unique client votes are eligible for top 10 rankings and are assured to have highest confidence and lowest variation. Confidence increases as more organizations report on their outsourcing vendor. Data reported in this form are shown with a 95% confidence level (within a margin of 0.25, 0.20 or 0.15, respectively).
- Raw numbers include the quantity of completed surveys and the number of unique organizations contributing the data for the survey pool of interest.



Black Book Methodology

WHO PARTICIPATES IN THE BLACK BOOK RANKING PROCESS: NATIVE & VIRTUALIZED MOBILE EHR APPLICATIONS 2014

Over 380,000 practice management and physician leaders and other users ranking from hospital executives, clinicians, IT specialists and front-line implementation veterans are invited to participate in the 2014 annual Black Book EMR EHR e-Health initiative satisfaction survey. Non-invitation receiving participants must complete a verifiable profile, utilize valid corporate email address and are then included as well.


The Black Book survey web instrument is open to respondents and new participants each year from July 1 to October 31 at <http://blackbookrankings.com> and <http://blackbookpolls.com>. Only one ballot per corporate email address is permitted and changes of ballots during the open polling period require a formal email request process to ensure integrity.

TOP 20 VIRTUALIZED & NATIVE IPAD EHR APPLICATIONS	2012	2013	2014
PHYSICIANS/PRACTICES PARTICIPATING IN BLACK BOOK SURVEY	326	1479	2218
AVERAGE TOP 20 VIRTUALIZED IPAD EHR APPLICATIONS IMPLEMENTED EMR/EHR SATISFACTION RATE	14%	70%	81%

EMR VENDOR RANKINGS AND RESULTS – 2014

Over 23,000 qualified users of systems with validated corporate/valid email addresses ranked 509 EMR-EHR suppliers offering individual or bundled arrangements as part of the Black Book annual survey, conducted via web survey instruments. Additionally 22,000 about-to-be users answered questions about budgeting, vendor familiarity and vendor selection processes but current non-user ballots are not counted in the vendor ranking process of client satisfaction.

The four most highly utilized systems of EMR systems are included as subsets. 2,218 users evaluated the segment of mobile EHR applications, virtualized and native. 1,807 users assessed their ambulatory EHR module and 411 commented on their inpatient-related or hospital owned practice mobile EHR system.



PART TWO: 2014 RESULTS MOBILE DEVICE


USABILITY RATINGS

ELECTRONIC HEALTH RECORDS

TOP 20 VIRTUALIZED & NATIVE IPAD

EHR APPLICATIONS

Part Two: Top 20 Virtualized & Native iPad EHR Applications



MOBILE EHR

PHYSICIAN USABILITY RATINGS BY PRACTICE TYPE

VENDOR	SOLO PRACTICE	2-5 PHYSICIAN PRACTICES	6-25 PHYSICIAN PRACTICES	26-99 PHYSICIAN PRACTICES	100+ PHYSICIAN PRACTICES	MEDICAL & PRIMARY CARE SPECIALTIES	SURGICAL SPECIALTIES
DRCHRONO	A	A	A	A	B	A	A
HEALTHFUSION MEDITOUCH	A	A	A	B	B	A	A
ALLSCRIPTS WAND	C	A	A	A	A	A	A
CERNER POWERCHART	B	B	A	A	B	A	B
ATHENAHEALTH	B	A	A	B	B	B	B
KAREO EHR	A	A	B	C	C	A	B
PRACTICE FUSION	A	A	B	C	C	A	C
GREENWAY PRIMESUITE	B	C	A	A	B	B	A
MACPRACTICE	A	A	C	C	C	B	C
IPATIENTCARE	A	A	A	C	B	A	C
MCKESSON	C	A	B	C	A	A	B
MEDITECH	C	A	C	B	C	A	C
EPIC SYSTEMS	C	C	C	B	B	C	C
NEXTGEN MOBILE	B	C	A	A	C	C	A
CARECLOUD	C	B	B	C	C	C	C


SOURCE: BLACK BOOK EHR USER SURVEYS 2014 USABILITY EXPERIENCE

A 90%+ USERS MOBILE EHR SATISFACTION

B 80%+ USERS MOBILE EHR SATISFACTION


C 70%+ USERS MOBILE EHR SATISFACTION

Part Two: Top 20 Virtualized & Native iPad
EHR Applications




**THREE MOST VALUED
USABILITY MOBILE EHR FEATURES (BLACK BOOK Q1 2014)**

USER GROUP	HOSPITAL & ANCILLARY RESULTS	SPEECH TO TEXT	CODING & ICD10 READY	SCHEDULING	BILLING & REVENUE MANAGEMENT	COMPLEX DATA & REFERENCE
SMALL PRACTICES (UNDER 6 PHYSICIANS)	28%	6%	31%	2%	22%	11%
LARGE PRACTICES (OVER 7 PHYSICIANS)	5%	22%	14%	28%	24%	7%
INDEPENDENT PHYSICIANS	24%	25%	6%	7%	18%	20%
EMPLOYED PHYSICIANS	30%	15%	13%	2%	7%	33%



PART THREE: 2014 RESULTS PRODUCT AND SERVICE CLIENT SATISFACTION

ELECTRONIC HEALTH RECORDS TOP 20 VIRTUALIZED & NATIVE IPAD EHR APPLICATIONS



TOP 20 VIRTUALIZED & NATIVE IPAD EHR APPLICATIONS: AMBULATORY EHR

*Complete & Mobile Companion to EHR Systems: iPhones, iPads,
Smartphones & Tablets*

TOP OVERALL AMBULATORY EHR EMR VENDOR HONORS:

IPAD EMR/EHR APPS

DRCHRONO EHR

FUNCTIONAL SUBSET HONORS:

TOP VENDORS FOR VIRTUALIZED & NATIVE IPAD & MOBILE EHR APPLICATIONS

COMPLETE & MOBILE COMPANION TO EHR SYSTEMS: IPHONES, IPADS, SMARTPHONES & TABLETS

TOP VENDOR:

PATIENT HEALTH DATA MANAGEMENT & ADMINISTRATIVE PROCESSING

DRCHRONO EHR

TOP VENDOR: COMMUNICATIONS, ALERTS AND CONNECTIVITY


HEALTHFUSION MEDITOUCH

TOP VENDOR: ORDER ENTRY & MANAGEMENT

DRCHRONO EHR

TOP VENDOR: RESULTS REVIEW/MANAGEMENT AND DECISION SUPPORT

DRCHRONO EHR



TOP 20 VIRTUALIZED & NATIVE IPAD EHR APPLICATIONS: HOSPITAL OWNED PHYSICIAN PRACTICES EHR

*Complete & Mobile Companion to EHR Systems: iPhones, iPads,
Smartphones & Tablets*

TOP OVERALL INPATIENT EHR EMR VENDOR HONORS:

IPAD EMR/EHR APPS

ALLSCRIPTS WAND

FUNCTIONAL SUBSET HONORS:

TOP VENDORS FOR VIRTUALIZED & NATIVE IPAD & MOBILE EHR APPLICATIONS

COMPLETE & MOBILE COMPANION TO EHR SYSTEMS: IPHONES, IPADS, SMARTPHONES & TABLETS

TOP VENDOR:

PATIENT HEALTH DATA MANAGEMENT & ADMINISTRATIVE PROCESSING

ALLSCRIPTS

TOP VENDOR: COMMUNICATIONS, ALERTS AND CONNECTIVITY

ALLSCRIPTS


TOP VENDOR: ORDER ENTRY & MANAGEMENT

CERNER

TOP VENDOR: RESULTS REVIEW/MANAGEMENT AND DECISION SUPPORT

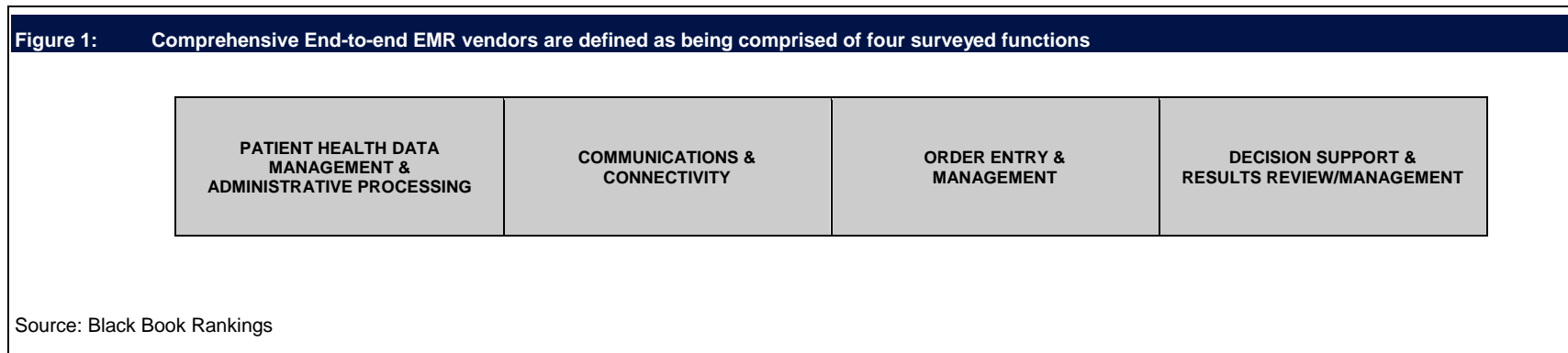
ALLSCRIPTS






Stop Light Scoring Key

STOP LIGHT SCORING KEY





Stop Light Scoring Key

Figure 2: Key to raw scores

0.00–5.79 ▶	◀ 5.80–7.32 ▶	◀ 7.33–8.70 ▶	◀ 8.71–10.00
Deal breaking dissatisfaction Does not meet expectations Cannot recommend vendor	Neutral Meets/does not meet expectations consistently Would not likely recommend vendor	Satisfactory performance Meets expectations Recommends vendor	Overwhelming satisfaction Exceeds expectations Highly recommended vendor

Source: Black Book Rankings



Stop Light Scoring Key

Figure 3: Color-coded stop light dashboard scoring key

Green (top 10%) scores better than 90% of EMR vendors. Green coded vendors have received constantly highest client satisfaction scores.

8.71 +

Clear (top 33%) scores better than 67% of EMR vendors. Well-scored vendor which have middle of the pack results.

7.33 to 8.70

Yellow scores better than half of EMR vendors. Cautionary performance scores, areas of improvement required.

5.80 to 7.32

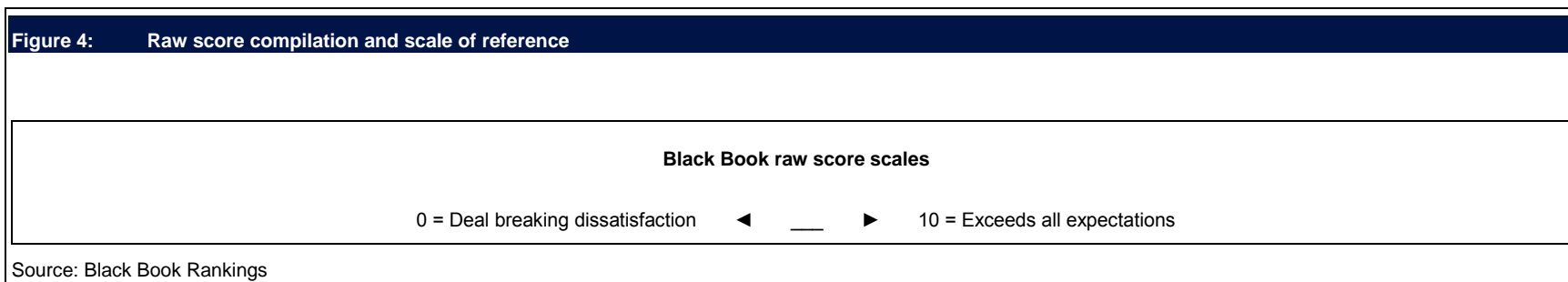
Red scores worse than 66% of EMR vendors. Poor performances reported potential cause for service and contractual cancellations.

Less than 5.79


Source: Black Book Rankings



Stop Light Scoring Key



Individual vendors can be examined by specific indicators on each of the main functions of EMR vendors as well as grouped and summarized subsets. Details of each subset are contained so that each vendor may be analyzed by function and end-to-end EMR services collectively.




Stop Light Scoring Key

Figure 5: Scoring key

Overall rank	Q6 criteria rank	Company	PATIENT HEALTH DATA MANAGEMENT & ADMINISTRATIVE PROCESSING	COMMUNICATIONS & CONNECTIVITY	ORDER ENTRY & MANAGEMENT	DECISION SUPPORT & RESULTS REVIEW/MANAGEMENT	Mean
5	1	Doctors and Hospitals EMR	8.49	8.63	8.50	8.01	8.66

Source: Black Book Rankings

- **Overall rank** – this rank references the final position of all 18 criteria averaged by the mean score collectively. This vendor ranked fifth of the 20 competitors.
- **Criteria rank** – refers to the number of the question or criteria surveyed. This is the sixth question of the 18 criteria of which this vendor ranked first of the 20 vendors analyzed positioned only on this particular criteria or question. Each vendor required ten unique client ballots validated to be included in the top ten ranks.
- **Company** – name of the EMR vendor.
- **Subsections** – each subset comprises one-fourth of the total EMR vendor mean at the end of this row, and includes all buyers and users who indicate that they contract each respective EMR functional subsection with the supplier, specific to their physician enterprise.
- **Mean** – congruent with the criteria rank, the mean is a calculation of all three subsets of EMR functions surveyed. As a final ranking reference, it includes all market sizes, specialties, delivery sites and geographies.



Overall KPI Leaders:

Top 20 Virtualized & Native iPad EHR Applications

**OVERALL KEY PERFORMANCE INDICATOR LEADERS
TOP 20 VIRTUALIZED & NATIVE IPAD EHR APPLICATIONS**

SUMMARY OF CRITERIA OUTCOMES

Table 1: Summary of criteria outcomes, VIRTUALIZED & NATIVE IPAD EHR APPLICATIONS		
Total number one criteria ranks	Vendor	Overall rank
10	DRCHRONO	1
3	HEALTHFUSION MEDITOUCH	2
3	ALLSCRIPTS WAND	3
1	CERNER POWERCHART	4
1	PRACTICE FUSION	7


Source: Black Book Rankings



Overall KPI Leaders:
 Top 20 Virtualized & Native iPad EHR
 Applications

TOP SCORE PER INDIVIDUAL CRITERIA

Table 2: Top score per individual criteria			
Question	Criteria	EMR Vendor	Overall rank
1	Vertical/Segment industry recommendations, MU1 and MU2 Achievement	PRACTICE FUSION	7
2	Innovation, MU 3	DRCHRONO	1
3	Training	ALLSCRIPTS WAND	3
4	Client relationships and cultural fit	DRCHRONO	1
5	Trust, Accountability and Transparency	HEALTHFUSION MEDITOUCH	2
6	Breadth of offerings, client types, delivery excellence	DRCHRONO	1
7	Deployment and outsourcing implementation	DRCHRONO	1
8	Customization	CERNER POWERCHART	4
9	Integration and interfaces	HEALTHFUSION MEDITOUCH	2
10	Scalability, client adaptability, flexible pricing	DRCHRONO	1
11	Compensation and employee performance	DRCHRONO	1
12	Reliability	ALLSCRIPTS WAND	3
13	Brand image and marketing communications	DRCHRONO	1
14	Marginal value adds	DRCHRONO	1
15	Viability, Managerial Stability and Leadership	ALLSCRIPTS WAND	3
16	Data security and backup services	HEALTHFUSION MEDITOUCH	2
17	Support and customer care	DRCHRONO	1
18	Best of breed technology and process improvement	DRCHRONO	1



Individual Key Performance, Ambulatory
NATIVE & VIRTUALIZED MOBILE EHR APPS

**2014 INDIVIDUAL KEY PERFORMANCE: TOP 20 VIRTUALIZED & NATIVE IPAD EHR APPLICATIONS
COMPLETE & MOBILE COMPANION TO EHR SYSTEMS: IPHONES, IPADS, SMARTPHONES
& TABLETS**






Individual Key Performance, Ambulatory NATIVE & VIRTUALIZED MOBILE EHR APPS

Table 2: AMBULATORY PHYSICIAN PRACTICES, Top Ranked Electronic Health Records Vendors – raw scores 2014 NATIVE & VIRTUALIZED EHR MOBILE APPLICATIONS

Rank	Vendor	Q1	Q2	Q3	Q4	Q5	Q6	Q7	Q8	Q9	Q10	Q11	Q12	Q13	Q14	Q15	Q16	Q17	Q18	Mean
1	DRCHRONO	9.29	9.52	9.38	9.55	9.47	9.63	9.63	9.34	9.51	9.56	9.66	9.31	9.73	9.82	9.35	9.62	9.59	9.78	9.54
2	HEALTHFUSION MEDITOUCH	9.20	8.84	9.00	9.50	9.57	9.38	9.23	9.42	9.69	9.33	9.34	9.57	9.58	8.78	9.07	9.67	9.54	8.97	9.32
3	ALLSCRIPTS WAND	8.94	9.24	9.30	9.14	8.95	8.80	9.45	8.73	9.31	8.64	8.86	9.67	8.81	9.29	9.20	9.23	9.19	9.05	9.10
4	CERNER POWERCHART	9.01	8.94	8.68	9.34	9.13	8.78	9.08	9.47	9.29	9.13	8.64	8.71	8.93	8.85	8.05	9.21	8.00	9.44	8.93
5	ATHENAHEALTH	8.75	9.30	9.24	8.96	8.75	9.10	8.82	8.11	9.07	7.88	8.93	9.33	9.32	8.13	8.61	8.90	9.30	9.42	8.88
6	KAREO EHR	8.53	9.08	9.02	8.74	8.53	8.76	9.18	8.93	8.19	8.53	8.71	9.11	9.10	9.43	8.39	8.68	8.58	9.20	8.82
7	PRACTICE FUSION	9.30	7.78	8.33	9.04	9.36	8.80	8.48	8.27	9.13	8.42	8.30	8.77	9.04	8.93	8.16	9.16	7.82	9.17	8.68
8	GREENWAY PRIMESUITE	7.45	8.98	9.12	9.04	8.95	8.64	8.37	9.06	8.17	9.03	8.45	8.20	8.91	8.45	8.41	8.03	8.97	8.85	8.62
9	MACPRACTICE	9.00	7.26	8.25	8.64	9.31	8.47	8.71	7.56	9.21	8.73	8.90	8.99	8.50	8.45	7.80	8.47	9.11	7.35	8.48
10	IPATIENTCARE	8.16	9.33	7.99	7.73	9.12	8.44	8.46	9.24	8.17	7.30	7.89	9.27	8.49	8.94	8.28	7.66	8.92	8.79	8.45
11	MCKESSON LYTEC MEDISOFT	7.97	7.66	7.85	9.08	8.34	8.18	8.48	8.41	7.15	7.58	8.42	8.74	8.21	8.43	8.40	7.58	8.38	7.23	8.12
12	MEDITECH	8.16	8.30	8.47	8.48	7.31	7.32	8.00	8.25	8.36	6.74	7.79	9.11	6.30	7.10	8.40	8.91	9.47	9.13	8.09
13	EPIC SYSTEMS	8.60	7.78	8.04	7.37	7.57	7.80	8.28	8.29	7.74	7.96	8.15	7.59	9.34	7.73	7.55	7.51	8.80	7.73	7.99
14	NEXTGEN MOBILE	8.00	8.19	6.88	8.54	7.34	7.60	7.96	8.60	8.59	7.54	9.34	8.32	8.49	6.29	8.03	8.45	7.06	7.56	7.93
15	CARECLOUD	8.19	7.75	7.53	8.34	8.32	8.14	6.70	7.77	8.03	6.54	8.43	7.55	8.27	8.28	8.16	8.18	7.94	6.53	7.81
16	CARE360 QUEST	7.04	7.53	6.49	8.34	7.88	7.58	8.35	7.80	8.43	7.66	7.43	8.16	9.18	7.94	6.70	8.65	7.46	6.66	7.74
17	ADP ADVANCEDMD	6.24	8.29	7.21	6.33	7.02	7.82	7.83	6.83	7.34	7.59	7.09	6.50	8.75	7.89	8.26	8.00	7.76	7.53	7.46
18	HENRY SCHEIN MICROMD	6.01	6.71	7.38	6.95	6.36	7.53	7.94	7.28	6.55	8.28	8.25	7.40	6.35	6.65	5.98	7.10	7.17	5.99	6.99
19	APRIMA	6.38	5.77	8.97	6.07	4.91	7.26	7.96	6.13	6.03	6.92	7.21	8.32	6.45	5.73	4.92	5.86	8.56	6.60	6.67
20	ECLINICALWORKS	7.97	5.52	5.86	6.34	5.48	7.07	8.42	6.87	6.45	7.00	5.79	6.31	6.40	6.97	6.30	5.79	7.79	7.02	6.63

2014 Top Ambulatory Electronic Medical/Health Records Vendors

Published June 2014




Individual Key Performance, Ambulatory NATIVE & VIRTUALIZED MOBILE EHR APPS

1. Vendor overall preference by similar users of NATIVE & VIRTUALIZED EHR MOBILE APPLICATIONS peer group vertical industry recommendations for vendor expertise, MU 1 and MU 2 attestation achievements.

Organizational structure meets the needs of stakeholders or customers and stakeholder satisfaction is the most important priority. EMR client is likely to recommend the vendor to similar sized physician groups, physicians within the same specialty or delivery setting.

Overall rank	Q1 Criteria rank	Company	PATIENT HEALTH DATA MANAGEMENT & ADMINISTRATIVE PROCESSING	COMMUNICATIONS & CONNECTIVITY	ORDER ENTRY & MANAGEMENT	DECISION SUPPORT & RESULTS REVIEW/MANAGEMENT	Mean
7	1	PRACTICE FUSION	9.73	10.00	8.95	8.72	9.35
1	2	DRCHRONO	9.72	9.56	9.90	8.23	9.34
2	3	HEALTHFUSION	9.42	9.39	8.87	9.33	9.25
4	4	CERNER	9.22	9.04	8.52	9.45	9.06
9	5	MACPRACTICE	9.05	9.49	8.39	9.19	9.03
3	6	ALLSCRIPTS WAND	9.65	8.89	8.37	9.03	8.99
5	7	ATHENAHEALTH	9.14	9.60	8.18	8.27	8.80
13	8	EPIC SYSTEMS	8.92	9.16	7.19	9.34	8.65
6	9	KAREO EHR	9.61	9.44	7.30	8.02	8.58
15	10	CARECLOUD	8.62	8.98	7.10	8.25	8.24

Source: Black Book Rankings




Individual Key Performance, Ambulatory NATIVE & VIRTUALIZED MOBILE EHR APPS

2. Innovation, including MU 3 investments

Customers are also continuing to push the envelope for further enhancements to which the EMR vendor is responsive. EMR clients also believe that their vendors' technology is helping them manage practices more effectively, generate accurate records and reimbursement billings and cut their overhead in ways that were difficult or impossible to accomplish before electronic medical records were implemented. Vendor is responsive to make client recommendations with cutting edge improvements.

Overall rank	Q2 Criteria rank	Company	PATIENT HEALTH DATA MANAGEMENT & ADMINISTRATIVE PROCESSING	COMMUNICATIONS & CONNECTIVITY	ORDER ENTRY & MANAGEMENT	DECISION SUPPORT & RESULTS REVIEW/MANAGEMENT	Mean
1	1	DRCHRONO	9.48	9.59	9.70	9.00	9.44
10	2	IPATIENTCARE	9.17	9.67	8.95	9.19	9.25
5	3	ATHENAHEALTH	9.20	9.70	8.90	9.07	9.22
3	4	ALLSCRIPTS WAND	8.96	8.99	8.99	9.70	9.16
6	5	KAREO EHR	9.33	9.40	8.98	8.29	9.00
8	6	GREENWAY	8.73	9.17	8.63	9.06	8.90
4	7	CERNER	9.29	8.99	8.56	8.59	8.86
2	8	HEALTHFUSION	8.62	9.44	8.25	8.73	8.76
12	9	MEDITECH	8.88	8.71	7.47	7.80	8.22
17	10	ADP ADVANCEDMD	8.03	8.68	7.97	8.15	8.21

Source: Black Book Rankings




Individual Key Performance, Ambulatory NATIVE & VIRTUALIZED MOBILE EHR APPS

3. Training

Electronic medical and health record vendor leadership provides significant and meaningful training opportunities for internal employees and client staff. Leadership strives to develop technology staff, EMR/EHR client service and customer servicing consultant employees in particular. Training modules are effective and practical so that minimal post-implementation training is required on or off site. Regular updates are timely and require minimal additional training to implement.

Overall rank	Q3 Criteria rank	Company	PATIENT HEALTH DATA MANAGEMENT & ADMINISTRATIVE PROCESSING	COMMUNICATIONS & CONNECTIVITY	ORDER ENTRY & MANAGEMENT	DECISION SUPPORT & RESULTS REVIEW/MANAGEMENT	Mean
3	1	ALLSCRIPTS WAND	9.27	9.67	9.66	9.07	9.42
1	2	DRCHRONO	9.50	9.31	9.51	9.32	9.41
5	3	ATHENAHEALTH	9.70	9.71	8.69	8.97	9.27
8	4	GREENWAY	9.58	9.44	8.59	8.98	9.15
6	5	KAREO EHR	8.75	9.91	9.54	8.01	9.05
2	6	HEALTHFUSION	9.06	9.24	9.38	8.45	9.03
19	7	APRIMA	9.00	9.21	9.51	8.26	9.00
4	8	CERNER	8.80	8.63	8.90	8.50	8.71
12	9	MEDITECH	8.92	7.80	8.31	8.98	8.50
7	10	PRACTICE FUSION	8.02	8.30	7.93	9.18	8.36

Source: Black Book Rankings




Individual Key Performance, Ambulatory NATIVE & VIRTUALIZED MOBILE EHR APPS

4. Client relationships and cultural fit

EMR vendor leadership honors customer relationships highly. The relationship with the EMR elevates the customer reputation. Improving physician practice and healthcare delivery efficiency and effectiveness is a priority of the supplier. Governance of engagement is neither complex for buyer nor does it require vendor management attention regularly. There is no regular transparency or quality issue. There are no culture clashes or misfits that threaten relationship's success or client's satisfaction.

Overall rank	Q4 Criteria rank	Company	PATIENT HEALTH DATA MANAGEMENT & ADMINISTRATIVE PROCESSING	COMMUNICATIONS & CONNECTIVITY	ORDER ENTRY & MANAGEMENT	DECISION SUPPORT & RESULTS REVIEW/MANAGEMENT	Mean
1	1	DRCHRONO	9.75	9.84	9.88	9.26	9.58
2	2	HEALTHFUSION	9.85	9.90	9.27	9.50	9.53
4	3	CERNER	9.38	9.10	8.81	9.65	9.37
3	4	ALLSCRIPTS WAND	9.02	9.61	8.24	10.00	9.17
11	5	MCKESSON LYTEC	9.31	9.37	8.60	9.41	9.11
7	6	PRACTICE FUSION	9.24	9.82	8.09	8.52	9.07
8	7	GREENWAY	8.99	9.07	8.69	8.90	9.07
5	8	ATHENAHEALTH	8.54	9.26	8.53	8.44	8.99
6	9	KAREO EHR	9.88	9.34	8.01	7.45	8.77
9	10	MACPRACTICE	8.02	8.91	9.17	7.80	8.67

Source: Black Book Rankings




Individual Key Performance, Ambulatory NATIVE & VIRTUALIZED MOBILE EHR APPS

5. Trust, Accountability and Transparency

Trust in enterprise reputation is important to EMR clients as well as prospects. Client possesses an understanding that its EMR organization has the people, processes, and resources to effectively deliver the desired business and clinical results, based on its industry reputation and past performance. There are no disconnects between promises and delivery

Overall rank	Q5 Criteria rank	Company	PATIENT HEALTH DATA MANAGEMENT & ADMINISTRATIVE PROCESSING	COMMUNICATIONS & CONNECTIVITY	ORDER ENTRY & MANAGEMENT	DECISION SUPPORT & RESULTS REVIEW/MANAGEMENT	Mean
2	1	HEALTHFUSION	9.84	9.70	9.26	9.83	9.66
1	2	DRCHRONO	9.68	9.54	9.83	9.17	9.56
7	3	PRACTICE FUSION	9.66	9.25	9.23	9.66	9.45
9	4	MACPRACTICE	9.96	9.21	8.99	9.42	9.40
4	5	CERNER	8.93	9.73	8.64	9.59	9.22
10	6	IPATIENTCARE	9.45	9.38	8.57	9.45	9.21
3	7	ALLSCRIPTS WAND	9.60	9.23	8.25	9.07	9.04
8	8	GREENWAY	8.98	8.99	8.60	9.59	9.04
5	9	ATHENAHEALTH	9.62	9.35	8.02	8.36	8.84
6	10	KAREO EHR	8.50	9.27	8.30	8.41	8.62

Source: Black Book Rankings




Individual Key Performance, Ambulatory NATIVE & VIRTUALIZED MOBILE EHR APPS

6. Breadth of offerings, varied client settings, delivery excellence across all user types

EMR/EHR vendor offers industry recognized horizontal functionality and vertical industry applications, and manage bundled EMR services such as ePrescribing and developing new e-Health initiatives. Vendor routinely drives operational performance improvements and results in the areas they affect. Comprehensive offerings are constructed to meet the unique needs of the client's EMR initiatives. Breadth of vendor modules offers comprehensive system services and broad modules.

Overall rank	Q6 Criteria rank	Company	PATIENT HEALTH DATA MANAGEMENT & ADMINISTRATIVE PROCESSING	COMMUNICATIONS & CONNECTIVITY	ORDER ENTRY & MANAGEMENT	DECISION SUPPORT & RESULTS REVIEW/MANAGEMENT	Mean
1	1	DRCHRONO	9.34	9.78	9.82	9.66	9.65
2	2	HEALTHFUSION	9.53	9.67	9.15	9.24	9.40
5	3	ATHENAHEALTH	9.12	9.13	8.84	9.38	9.12
3	4	ALLSCRIPTS WAND	8.73	8.31	8.35	9.87	8.82
7	5	PRACTICE FUSION	9.24	9.37	8.01	8.67	8.82
4	6	CERNER	8.64	8.63	8.81	9.12	8.80
6	7	KAREO EHR	9.45	9.18	8.26	8.22	8.78
8	8	GREENWAY	8.89	9.00	8.09	8.67	8.66
9	9	MACPRACTICE	9.13	8.76	8.89	7.16	8.49
10	10	IPATIENTCARE	8.71	8.44	7.45	9.25	8.46

Source: Black Book Rankings




Individual Key Performance, Ambulatory NATIVE & VIRTUALIZED MOBILE EHR APPS

7. Deployment and EMR implementation

EMR client deploys at a pace acceptable to the client. EMR solutions eliminate excessive supervision over vendor implementations. Vendor overcomes client implementation obstacles and challenges effectively. Technical, organizational and cultural implementation obstacles are handled professionally and punctually. EMR implementation time meets standard expectations. Implementations are efficient and sensitive to users' specific situations which may cause delays.

Overall rank	Q7 Criteria rank	Company	PATIENT HEALTH DATA MANAGEMENT & ADMINISTRATIVE PROCESSING	COMMUNICATIONS & CONNECTIVITY	ORDER ENTRY & MANAGEMENT	DECISION SUPPORT & RESULTS REVIEW/MANAGEMENT	Mean
1	1	DRCHRONO	9.96	9.52	9.89	9.37	9.68
3	2	ALLSCRIPTS WAND	9.67	9.54	9.65	9.13	9.50
2	3	HEALTHFUSION	8.98	9.65	8.70	9.80	9.28
6	4	KAREO EHR	9.43	9.57	8.69	9.24	9.23
4	5	CERNER	9.58	9.25	8.48	9.20	9.13
5	6	ATHENAHEALTH	9.44	8.10	8.97	8.97	8.87
9	7	MACPRACTICE	9.18	9.15	8.24	8.45	8.76
7	8	PRACTICE FUSION	8.75	7.40	9.12	8.86	8.53
11	9	MCKESSON LYTEC	9.23	8.74	7.54	8.62	8.53
10	10	IPATIENTCARE	9.25	7.49	8.36	8.92	8.51

Source: Black Book Rankings




Individual Key Performance, Ambulatory NATIVE & VIRTUALIZED MOBILE EHR APPS

8. Customization

EMR products and process services are customized to meet the unique needs of specific practice client purpose, processes and physician models. Little resistance is encountered when changing performance measurements as clients' needs vary. Extraordinary efforts are made to adapt and convert client special needs into workable solutions with efficient cost and time considerations. EMR software allows for modifications that are not costly or complex.

Overall rank	Q8 Criteria rank	Company	PATIENT HEALTH DATA MANAGEMENT & ADMINISTRATIVE PROCESSING	COMMUNICATIONS & CONNECTIVITY	ORDER ENTRY & MANAGEMENT	DECISION SUPPORT & RESULTS REVIEW/MANAGEMENT	Mean
4	1	CERNER	9.43	9.61	9.24	9.30	9.40
2	2	HEALTHFUSION	9.75	9.74	8.80	9.12	9.35
1	3	DRCHRONO	9.56	9.26	9.46	8.80	9.27
10	4	IPATIENTCARE	9.20	9.43	9.02	9.04	9.17
8	5	GREENWAY	9.23	9.31	8.39	9.02	8.99
6	6	KAREO EHR	9.50	9.19	8.20	8.56	8.86
3	7	ALLSCRIPTS WAND	9.06	8.87	6.91	9.78	8.66
14	8	NEXTGEN MOBILE	8.63	8.80	8.02	8.65	8.53
11	9	MCKESSON LYTEC	9.14	8.89	7.28	8.03	8.34
13	10	EPIC SYSTEMS	8.21	9.03	7.54	8.10	8.22

Source: Black Book Rankings




Individual Key Performance, Ambulatory NATIVE & VIRTUALIZED MOBILE EHR APPS

9. Integration and interfaces

EMR vendor supports interfaces so information can be shared between necessary applications. Solutions are easily integrated to existing backend systems as needed and HIE feasible. Seamless interfaces to legacy applications are performed as required for optimal functioning. Human integration and interface activities are administered precisely. Systems communicate effectively among provider groups and ancillaries. True interoperability with other healthcare organizations is factored into implementation.

Overall rank	Q9 Criteria rank	Company	PATIENT HEALTH DATA MANAGEMENT & ADMINISTRATIVE PROCESSING	COMMUNICATIONS & CONNECTIVITY	ORDER ENTRY & MANAGEMENT	DECISION SUPPORT & RESULTS REVIEW/MANAGEMENT	Mean
2	1	HEALTHFUSION	9.69	9.76	9.13	9.71	9.57
1	2	DRCHRONO	9.24	9.79	9.55	8.96	9.39
3	3	ALLSCRIPTS WAND	9.14	9.09	8.67	9.84	9.19
4	4	CERNER	9.33	9.29	8.96	9.09	9.17
9	5	MACPRACTICE	9.09	9.20	8.97	9.10	9.09
7	6	PRACTICE FUSION	9.58	9.42	8.16	8.87	9.01
5	7	ATHENAHEALTH	9.05	9.53	8.28	8.93	8.95
14	8	NEXTGEN MOBILE	9.23	8.57	7.89	8.20	8.47
16	9	CARE360 QUEST	8.83	8.39	8.14	7.87	8.31
12	10	MEDITECH	8.20	8.69	7.62	8.44	8.24

Source: Black Book Rankings




Individual Key Performance, Ambulatory NATIVE & VIRTUALIZED MOBILE EHR APPS

10. Scalability, client adaptability, flexible pricing

EMR services and solutions vendor provides flexible pricing allowing the client to choose and pay for the precise functionality and services needed. Vendor invests in significant infrastructure and has the ability to provide services to enterprise organizations. IT products and services meet the changing and varied needs of the EMR customer. Pricing is not rigid or shifting and meets needs of client.

Overall rank	Q10 Criteria rank	Company	PATIENT HEALTH DATA MANAGEMENT & ADMINISTRATIVE PROCESSING	COMMUNICATIONS & CONNECTIVITY	ORDER ENTRY & MANAGEMENT	DECISION SUPPORT & RESULTS REVIEW/MANAGEMENT	Mean
1	1	DRCHRONO	9.51	9.50	9.65	9.14	9.45
2	2	HFAI THFUSTON	9.57	9.17	8.90	9.23	9.22
4	3	CFRNFR	9.55	9.63	8.58	8.30	9.02
8	4	GREENWAY	8.87	9.36	8.65	8.78	8.92
9	5	MACPRACTICE	8.75	8.80	8.01	8.90	8.62
3	6	ALLSCRIPTS WAND	8.76	7.95	8.76	8.65	8.53
6	7	KAREO EHR	9.34	9.00	7.74	7.60	8.42
7	8	PRACTICE FUSTON	8.05	8.77	8.24	8.18	8.31
18	9	HENRY SCHEIN	7.68	8.74	7.94	8.32	8.17
13	10	EPIC SYSTEMS	7.92	8.56	7.86	7.05	7.85

Source: Black Book Rankings




Individual Key Performance, Ambulatory NATIVE & VIRTUALIZED MOBILE EHR APPS

11. Vendor staff expertise, compensation and employee performance

EMR vendor team of employees is considered top in industry for professionalism and skill. Vendor attracts and retains high performing staff. Vendor is focused on building and developing a strong employee team of producers. Employees act like owners/leaders. Company is moving towards leveraged pay at all levels. Vendor is using effective tools to tie performance metrics to compensation policy and compensating top leaders. Human resources-related criteria are scored from the client perspective on this indicator.

Overall rank	Q11 Criteria rank	Company	PATIENT HEALTH DATA MANAGEMENT & ADMINISTRATIVE PROCESSING	COMMUNICATIONS & CONNECTIVITY	ORDER ENTRY & MANAGEMENT	DECISION SUPPORT & RESULTS REVIEW/MANAGEMENT	Mean
1	1	DRCHRONO	9.76	9.59	9.65	9.07	9.52
14	2	CARECLOUD	9.48	9.24	8.94	9.12	9.20
2	3	HEALTHFUSION	9.35	9.69	8.72	9.04	9.20
5	4	ATHENAHEALTH	9.07	9.27	8.60	8.21	8.79
9	5	MACPRACTICE	8.96	8.67	8.47	8.94	8.76
3	6	ALLSCRIPTS WAND	9.08	8.54	7.50	9.74	8.72
6	7	KAREO EHR	9.33	9.24	7.83	7.86	8.57
4	8	CERNER	8.72	9.08	7.41	8.77	8.50
8	9	GREENWAY	8.83	8.57	7.91	7.93	8.31
15	10	CARECLOUD	8.65	8.61	8.12	7.77	8.29

Source: Black Book Rankings




Individual Key Performance, Ambulatory NATIVE & VIRTUALIZED MOBILE EHR APPS

12. Reliability

EMR EHR supplier meets agreed terms as evidenced by routine, acceptable service level reporting and industry expectations. Depth and breadth of applications/solutions are acceptable in meeting client needs. Online reliability is maximized and outages/downtimes are minimized. Solid product and service capacities are demonstrated consistently. Service levels are consistently met as agreed. Services and support response is maximized by vendor team.

Overall rank	Q12 Criteria rank	Company	PATIENT HEALTH DATA MANAGEMENT & ADMINISTRATIVE PROCESSING	COMMUNICATIONS & CONNECTIVITY	ORDER ENTRY & MANAGEMENT	DECISION SUPPORT & RESULTS REVIEW/MANAGEMENT	Mean
3	1	ALLSCRIPTS WAND	9.74	9.84	9.13	9.84	9.64
2	2	HEALTHFUSION	9.79	9.73	9.04	9.60	9.54
5	3	ATHENAHEALTH	9.06	9.49	9.33	9.24	9.30
1	4	DRCHRONO	9.14	9.11	9.84	9.03	9.28
10	5	IPATIENTCARE	9.03	9.58	9.23	9.11	9.24
12	6	MEDITECH	9.22	9.27	8.56	9.26	9.08
6	7	KAREO EHR	9.37	9.33	8.19	9.42	9.08
9	8	MACPRACTICE	9.06	9.08	8.93	8.78	8.96
7	9	PRACTICE FUSION	9.42	8.73	7.82	9.00	8.74
11	10	MCKESSON LYTEC	9.18	9.05	7.65	8.94	8.71

Source: Black Book Rankings




Individual Key Performance, Ambulatory NATIVE & VIRTUALIZED MOBILE EHR APPS

13. Brand image and marketing communications

EMR vendor's marketing and sales statements/pitches are accurately and appropriately represented by actual EMR product and service deliverables. Image is consistent with top EMR rankings. Sales presentations and proposals are delivered upon and corporate integrity/honesty in marketing and business development are highly valued. Company image and integrity are values upheld top-down consistently. High level of relevant client communications enhances the EMR vendor – EMR user relationship.

Overall rank	Q13 Criteria rank	Company	PATIENT HEALTH DATA MANAGEMENT & ADMINISTRATIVE PROCESSING	COMMUNICATIONS & CONNECTIVITY	ORDER ENTRY & MANAGEMENT	DECISION SUPPORT & RESULTS REVIEW/MANAGEMENT	Mean
1	1	DRCHRONO	9.73	9.52	9.73	9.37	9.59
2	2	HEALTHFUSION	9.66	9.73	9.30	9.07	9.44
13	3	EPIC SYSTEMS	9.25	9.38	8.86	9.30	9.20
5	4	ATHENAHEALTH	9.13	8.73	9.57	9.28	9.18
16	5	CARE360 QUEST	9.12	9.32	8.85	8.88	9.04
6	6	KAREO EHR	9.41	9.47	8.34	8.63	8.96
7	7	PRACTICE FUSION	8.98	9.17	8.52	8.93	8.90
4	8	CERNER	9.33	8.88	8.15	8.78	8.79
8	9	GREENWAY	8.92	8.85	7.92	9.37	8.77
3	10	ALLSCRIPTS WAND	8.22	9.11	8.61	8.74	8.67

Source: Black Book Rankings




Individual Key Performance, Ambulatory NATIVE & VIRTUALIZED MOBILE EHR APPS

14. Marginal value adds

Beyond stimulus achievement, EMR vendors' cost savings are realized as generally estimated and not over-positioned or over/underestimated in ways that effect major client satisfaction or costs. Vendor offers value-adds as a practice management partner in cost savings and avoidance initiatives and creative programs through bundled EMR product design. Provides true business transformation opportunities to physician practices and other medical settings utilizing EMR EHR.

Overall rank	Q14 Criteria rank	Company	PATIENT HEALTH DATA MANAGEMENT & ADMINISTRATIVE PROCESSING	COMMUNICATIONS & CONNECTIVITY	ORDER ENTRY & MANAGEMENT	DECISION SUPPORT & RESULTS REVIEW/MANAGEMENT	Mean
1	1	DRCHRONO	9.86	9.86	9.86	9.77	9.83
6	2	KAREO EHR	9.56	9.51	9.14	9.54	9.44
3	3	ALLSCRIPTS WAND	9.19	9.45	8.68	9.86	9.30
10	4	IPATIENTCARE	9.40	8.88	8.16	9.15	8.95
7	5	PRACTICE FUSION	9.08	9.63	8.39	8.67	8.94
4	6	CERNER	9.05	9.01	8.54	8.83	8.86
2	7	HEALTHFUSION	9.24	9.33	7.66	8.93	8.79
9	8	MACPRACTICE	8.66	9.22	7.68	8.29	8.46
8	9	GREENWAY	9.08	8.67	7.91	8.18	8.46
11	10	MCKESSON LYTEC	9.03	8.97	7.99	7.76	8.44

Source: Black Book Rankings




Individual Key Performance, Ambulatory NATIVE & VIRTUALIZED MOBILE EHR APPS

15. Viability and managerial stability

Vendor's viability, employee turnover, financial stability and/or cultural mismatches do not threaten relationship. Senior management and the board exemplify strong leadership principals to steward appropriate resources that impact EMR buyers. Client is confident of long term industry viability for this vendor based on investments, client adoption, exceptional outcomes and service levels. Field management is notably competent, stable and supportive of clients. EMR vendor demonstrates and provides evidence of competent financial management and leadership.

Overall rank	Q15 Criteria rank	Company	PATIENT HEALTH DATA MANAGEMENT & ADMINISTRATIVE PROCESSING	COMMUNICATIONS & CONNECTIVITY	ORDER ENTRY & MANAGEMENT	DECISION SUPPORT & RESULTS REVIEW/MANAGEMENT	Mean
3	1	ALLSCRIPTS WAND	9.08	9.30	9.13	9.76	9.32
1	2	DRCHRONO	9.34	9.18	9.65	9.06	9.31
2	3	HEALTHFUSION	9.13	8.94	8.79	9.25	9.03
5	4	ATHENAHEALTH	9.15	9.04	8.03	8.07	8.57
8	5	GREENWAY	8.46	8.71	7.90	8.41	8.37
11	6	MCKESSON LYTEC	9.01	8.10	7.75	8.58	8.36
12	7	MEDITECH	8.69	8.56	7.77	8.41	8.36
6	8	KAREO EHR	8.51	7.74	8.71	8.42	8.35
10	9	IPATIENTCARE	8.55	8.23	7.85	8.33	8.24
17	10	ADP ADVANCEDMD	7.99	9.15	7.46	8.26	8.22

Source: Black Book Rankings




Individual Key Performance, Ambulatory NATIVE & VIRTUALIZED MOBILE EHR APPS

16. Data security and backup services

In order to provide secure and constantly dependable EMR service offerings for physician and hospital entities, an EMR vendor has to provide the highest level of security and data back-up services. EMR vendor's service in these two areas is superior to the security and back-up system of past internal systems of the physician practice.

Overall rank	Q16 Criteria rank	Company	PATIENT HEALTH DATA MANAGEMENT & ADMINISTRATIVE PROCESSING	COMMUNICATIONS & CONNECTIVITY	ORDER ENTRY & MANAGEMENT	DECISION SUPPORT & RESULTS REVIEW/MANAGEMENT	Mean
2	1	HEALTHFUSION	9.71	9.79	9.26	9.53	9.57
1	2	DRCHRONO	9.59	9.16	9.83	8.99	9.52
3	3	ALLSCRIPTS WAND	9.18	9.48	8.43	9.44	9.13
4	4	CERNER	9.56	8.93	8.30	9.63	9.11
7	5	PRACTICE FUSION	9.10	9.62	8.16	9.37	9.06
12	6	MEDITECH	9.31	9.26	7.99	8.67	8.81
5	7	ATHENAHEALTH	9.03	9.09	9.35	7.73	8.80
6	8	KAREO EHR	8.84	9.01	8.32	8.16	8.58
16	9	CARE360 QUEST	9.26	8.66	8.46	7.81	8.55
9	10	MACPRACTICE	8.90	8.77	7.80	7.99	8.37

Source: Black Book Rankings




Individual Key Performance, Ambulatory NATIVE & VIRTUALIZED MOBILE EHR APPS

17. Support and customer care

Account management provides an adequate amount of onsite administration and support to clients. There exists a formal EMR account management program that meets client needs. Media and clients reference this vendor as an EMR services leader and top vendor correctly. Customer services and relationship satisfaction is manifested through significant flagship clients as well as smaller and newest customers similarly. Vendor provides appropriate number of accessible support and customer care personnel.

Overall rank	Q17 Criteria rank	Company	PATIENT HEALTH DATA MANAGEMENT & ADMINISTRATIVE PROCESSING	COMMUNICATIONS & CONNECTIVITY	ORDER ENTRY & MANAGEMENT	DECISION SUPPORT & RESULTS REVIEW/MANAGEMENT	Mean
1	1	DRCHRONO	9.48	9.32	9.75	9.11	9.42
2	2	HEALTHFUSION	9.43	9.45	9.02	9.58	9.37
12	3	MEDITECH	9.67	9.48	9.11	8.93	9.30
5	4	ATHENAHEALTH	9.16	9.29	9.04	9.04	9.13
3	5	ALLSCRIPTS WAND	8.85	8.77	9.64	8.80	9.02
9	6	MACPRACTICE	8.90	9.38	8.75	8.74	8.94
8	7	GREENWAY	8.73	9.15	8.50	8.78	8.79
10	8	IPATIENTCARE	8.83	9.18	8.32	8.68	8.75
13	9	EPIC SYSTEMS	9.08	9.11	8.17	8.17	8.63
6	10	KAREO EHR	9.31	8.76	7.93	7.64	8.41

Source: Black Book Rankings




Individual Key Performance, Ambulatory NATIVE & VIRTUALIZED MOBILE EHR APPS

18. Best of breed technology and process improvement

EMR management and related technology services are considered best of breed. EMR Vendor technology elevates customers via capabilities, equipment, processes, deliverables, professional staff, leadership, quality assurance and innovative initiatives. EMR services are delivered at or above current/former in-house service levels. Technology is current and relevant to exchanging health information among providers, as well as sufficiently offering patient access.

Overall rank	Q18 Criteria rank	Company	PATIENT HEALTH DATA MANAGEMENT & ADMINISTRATIVE PROCESSING	COMMUNICATIONS & CONNECTIVITY	ORDER ENTRY & MANAGEMENT	DECISION SUPPORT & RESULTS REVIEW/MANAGEMENT	Mean
1	1	DRCHRONO	9.64	9.65	9.65	9.41	9.59
4	2	CERNER	9.07	9.65	8.95	9.33	9.25
5	3	ATHENAHEALTH	9.36	9.34	8.94	9.29	9.23
6	4	KAREO EHR	9.26	9.43	8.33	9.00	9.01
7	5	PRACTICE FUSION	9.08	9.26	8.79	8.80	8.98
12	6	MEDITECH	9.47	9.38	8.40	8.52	8.94
3	7	ALLSCRIPTS WAND	9.54	9.39	7.94	8.76	8.86
2	8	HEALTHFUSION	9.08	8.95	8.37	8.72	8.78
8	9	GREENWAY	8.80	8.57	8.09	9.18	8.66
10	10	IPATIENTCARE	8.92	9.05	7.85	8.59	8.60

Source: Black Book Rankings



Appendix

APPENDIX I

BROWN-WILSON GROUP CONSULTING AND MARKET RESEARCH ANALYSIS


We hope that the data and analysis in this report will help you make informed and imaginative EMR/EHR business decisions. If you have further requirements, the Brown-Wilson Group consulting team may be able to help you. For more information about BWG and Black Book's consulting capabilities, please contact us directly at info@brown-wilson.com

DISCLAIMER

All Rights Reserved.

No part of this publication may be reproduced, stored in a retrieval system or transmitted in any form by any means (electronic, mechanical, photocopying, recording or otherwise), without the prior permission of the publisher, Black Book Rankings.


The facts of this report are believed to be correct at the time of publication but cannot be guaranteed. Please note that the findings, conclusions and recommendations that Black Book Rankings delivers will be based on information gathered in good faith from both primary and secondary sources, whose accuracy we are not always in a position to guarantee. As such, Black Book Rankings can accept no liability whatever for actions taken based on any Information that may subsequently prove to be incorrect.



Appendix


APPENDIX II: EHR SYSTEMS WITH MOBILE APPLICATIONS RECEIVING MINIMUM 20 CLIENT EXPERIENCE BALLOTS IN BLACK BOOK 2014 USER SURVEY

MOBILE POINT OF CARE SOLUTION EHR VENDOR	PRODUCT NAME	INPATIENT EHR SUPPORT	AMBULATORY EHR SUPPORT	ADD-ON SUBSCRIBER COSTS/FEES+
4Medica	4Medica iEHR		√	
ABEL Medical Software Inc.	ABELMed EHR		√	
Addison Health Systems Inc.	Write Pad EHR		√	
ADP AdvancedMD	AdvancedMD EHR		√	
AdvantaChart Inc.	AdvantaChart EHR		√	
AmazingCharts	AmazingCharts		√	
Allscripts	Allscripts Wand	√	√	
Aprima Medical Software	Aprima EHR		√	√
athenahealth	athenaClinicals		√	
Benchmark Systems	Benchmark Clinical		√	
Bizmatic, Inc	Prognosis CIS EMR		√	
CareCloud	CareCloud		√	
Cerner	Cerner PowerChart	√	√	√
ClearPractice	Nimble		√	
Cyfluent	CyCHART		√	
drchrono	drchrono EHR		√	



Appendix

eClinicalWorks	eClinicalWorks		√	√
eHealthFiles	eHealthFiles		√	
e-MDs	Ekahau		√	
EPIC SYSTEMS	EPIC	√	√	√
EyeFormatics	ODOS		√	
First Medical Solutions	FirstCloud EHR		√	
GE Healthcare	Centricity	√	√	√
GloStream	floEMR		√	
gMed	gMed		√	
Grand Rounds Software	Crib Notes		√	
Greenway Medical Technologies	Greenway PrimeSuite	√	√	√
HealthFusion	MediTouch		√	
Hello Health	Hello Health		√	
Henry Schein Medical	MicroMD		√	√
Holt Systems	eMedRec		√	
iPatientCare	iPatientCare		√	
ISALUS Healthcare	OfficeEMR		√	
Kareo	Kareo EHR		√	
MacPractice, Inc.	MacPractice EHR		√	√
McKesson	McKesson Lytec	√	√	√
MD Logic Inc.	MD Logic World Wide		√	



Appendix

Medical Informatics Engineer	WebChart		√	
Medical Mastermind	Mastermind EHR		√	
MEDITECH	Meditech	√	√	√
MedNet Medical Solutions	emr4MD		√	
MedWorks	Evolution		√	
Microfour, Inc.	Practice Studio		√	
Microwize Technology	Medisoft Clinical		√	
Mitochron Systems	Mitochron		√	
NexTech	NexTech Practice		√	√
NueMed	NueMed Mobile		√	
QSI NextGen Healthcare	NextGen Mobile	√	√	√
Quest Diagnostics	MedPlus Care360		√	
Patient Click	Patient Click		√	
Platinum Systems	PlatinumEMR		√	
Practice Fusion	Practice Fusion		√	
ScriptNetics	MedScribbler		√	√
SuccessEHS (Greenway)	SuccessEHS		√	
Vitera Health Solutions	Vitera Intergy Stat		√	√
WebeDoctor	WEBeDoctor		√	

